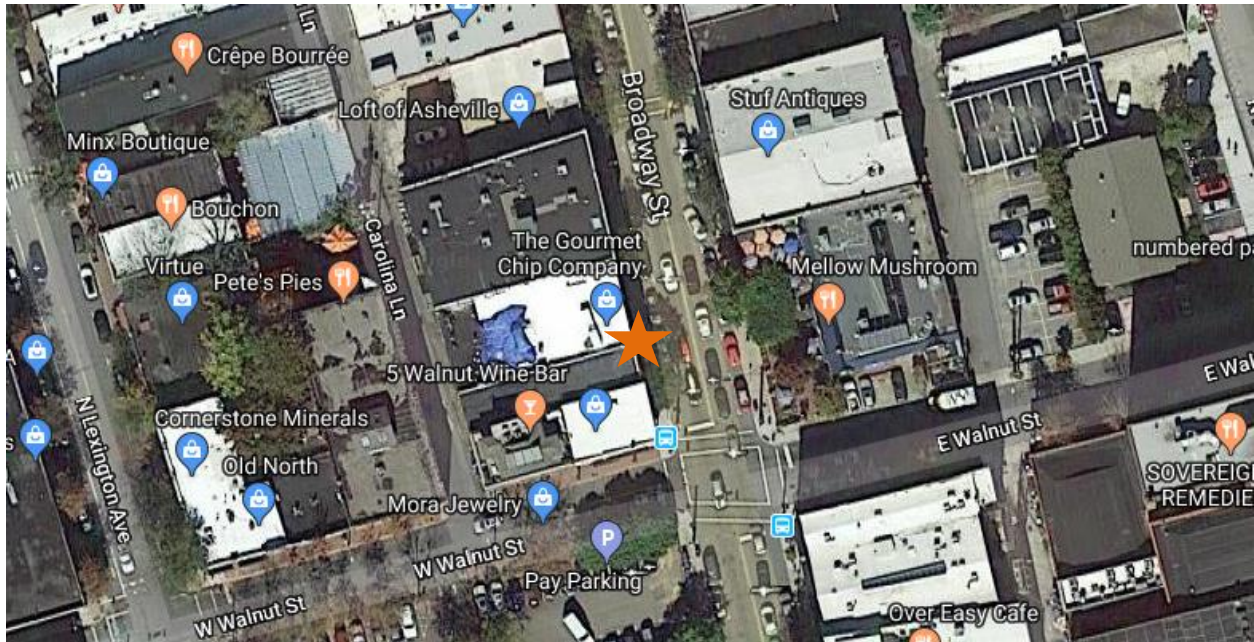


Downtown Asheville Pedestrian Count

Time Period: Monday, December 4, 2017 12:00 P.M. – Monday, December 11, 2017 12:00 P.M.

Location: On the west side of Broadway Street, about 50 – 100 feet from the intersection with Walnut Street in Downtown Asheville.



(Image: Google Maps)

Equipment: EcoCounter Pyro Counter

The Pyro Counter is able to count bicyclists, pedestrians, skateboarders, rollerbladers, or anyone who passes within approximately 16.5 feet of the equipment. However, the device is unable to differentiate between the different users and simply counts them as general users.

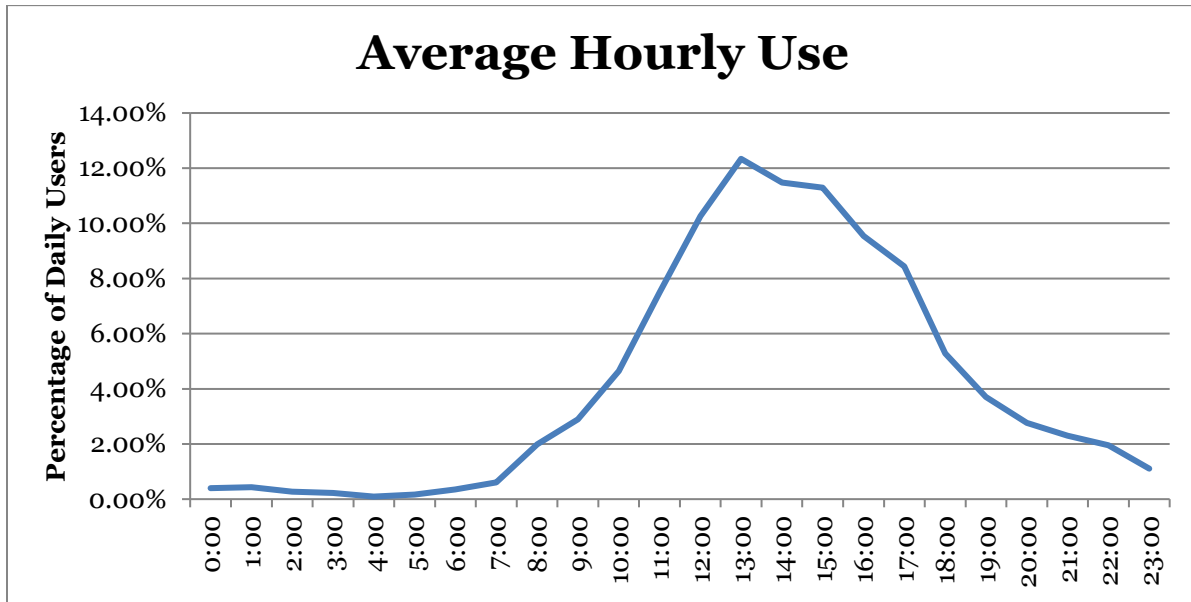
Possible sources of error include facility-users walking side-by-side or very close to each other; this is likely to include people walking or running side-by-side, children being held by a parent or walking along side of them, or dense groups of users. It is unclear how many users are likely to have been missed due to these circumstances and there has been no effort to make up for this likely discrepancy.

Results

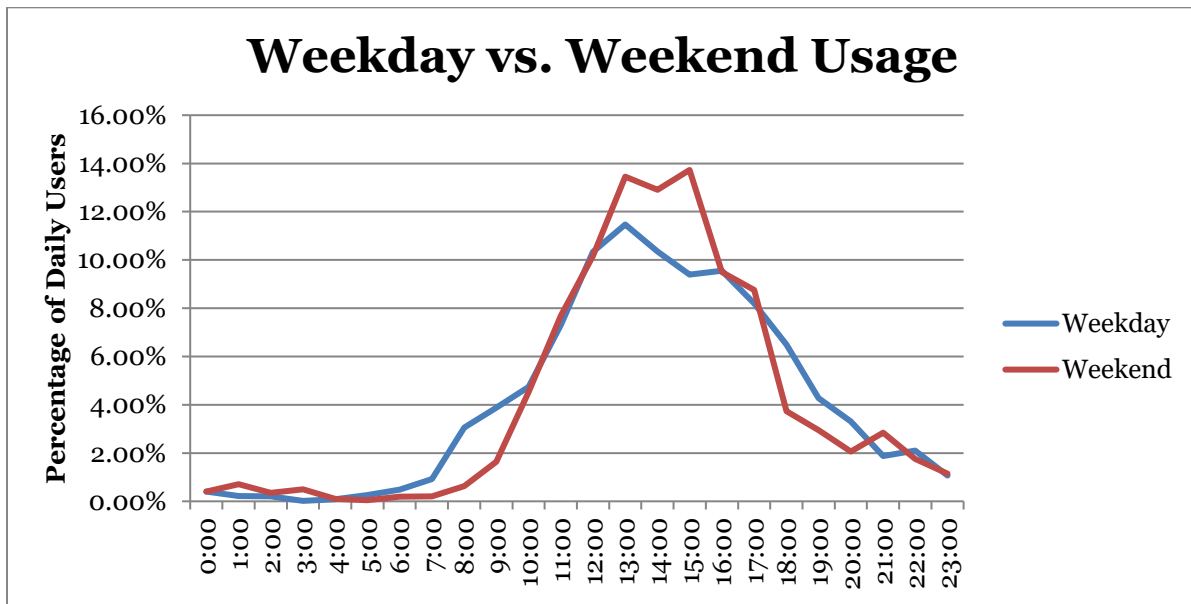
Total Users	9,701
Users/Hour	57.7
Peak 24-Hour Usage	2,700
Peak Day	Saturday, December 9th
Peak 2-Hour Period	739
Peak 2-Hour Day & Time	1:00 – 3:00 P.M. Saturday, December 9th

Patterns of Use

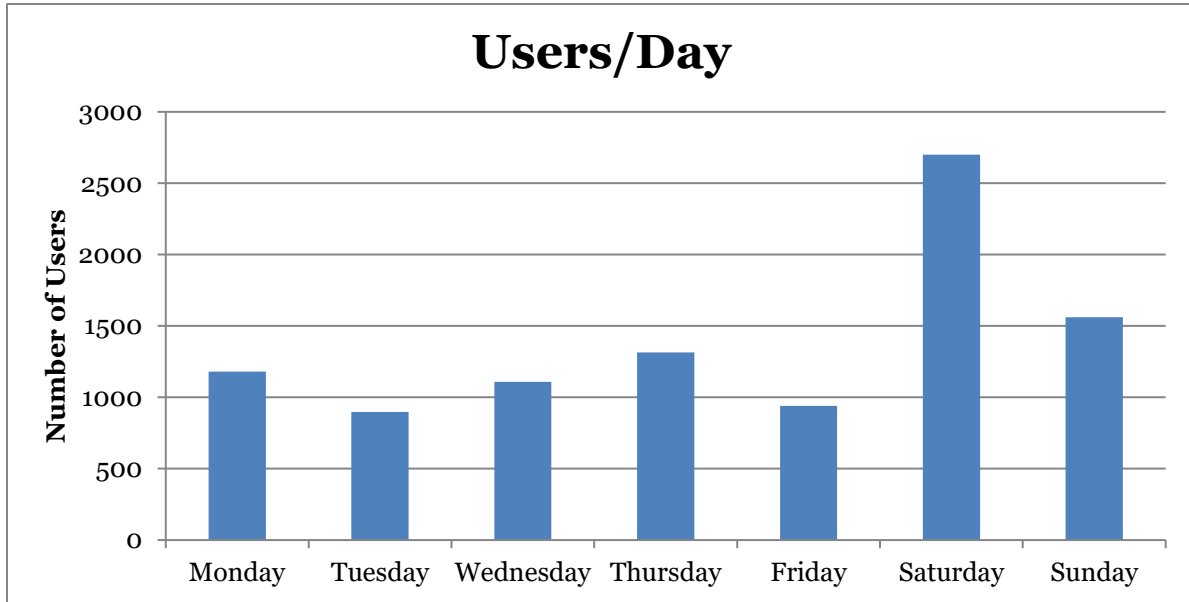
The following chart illustrates the average use of the sidewalk at the count location. This includes both weekday and weekend data and has greater weekday representation.



The second chart illustrates the different pattern of usage between the weekday and weekend.



The third chart shows users/day.



Notes

Major snowstorm on Friday, December 8th through Saturday, December 9th.

3 Fog Actual: 62° 37° 0.00 in Average: 53° 32° 0.14 in	4 Scattered Clouds Actual: 57° 31° 0.00 in Average: 52° 31° 0.13 in	5 Rain Actual: 57° 44° 0.57 in Average: 52° 31° 0.14 in	6 Partly Cloudy Actual: 51° 35° 0.00 in Average: 52° 31° 0.12 in	7 Scattered Clouds Actual: 46° 32° 0.00 in Average: 51° 31° 0.13 in	8 Snow Actual: 38° 31° 8.6 in Average: 51° 31° 0.12 in	9 Snow Actual: 34° 26° 1.2 in Average: 51° 30° 0.13 in
10 Scattered Clouds Actual: 39° 20° 0.00 in Average: 51° 30° 0.13 in	11 Clear Forecast: 53° 31° 0.0 in Average: 51° 31° 0.15 in	12 Snow Showers Forecast: 38° 18° 0.0 in Average: 50° 30° 0.12 in	13 Clear Forecast: 41° 24° 0.0 in Average: 50° 30° 0.12 in	14 Clear Forecast: 49° 27° 0.0 in Average: 50° 30° 0.13 in	15 Partly Cloudy Forecast: 42° 23° 0.0 in Average: 49° 29° 0.11 in	16 Clear Forecast: 50° 30° 0.0 in Average: 49° 29° 0.11 in