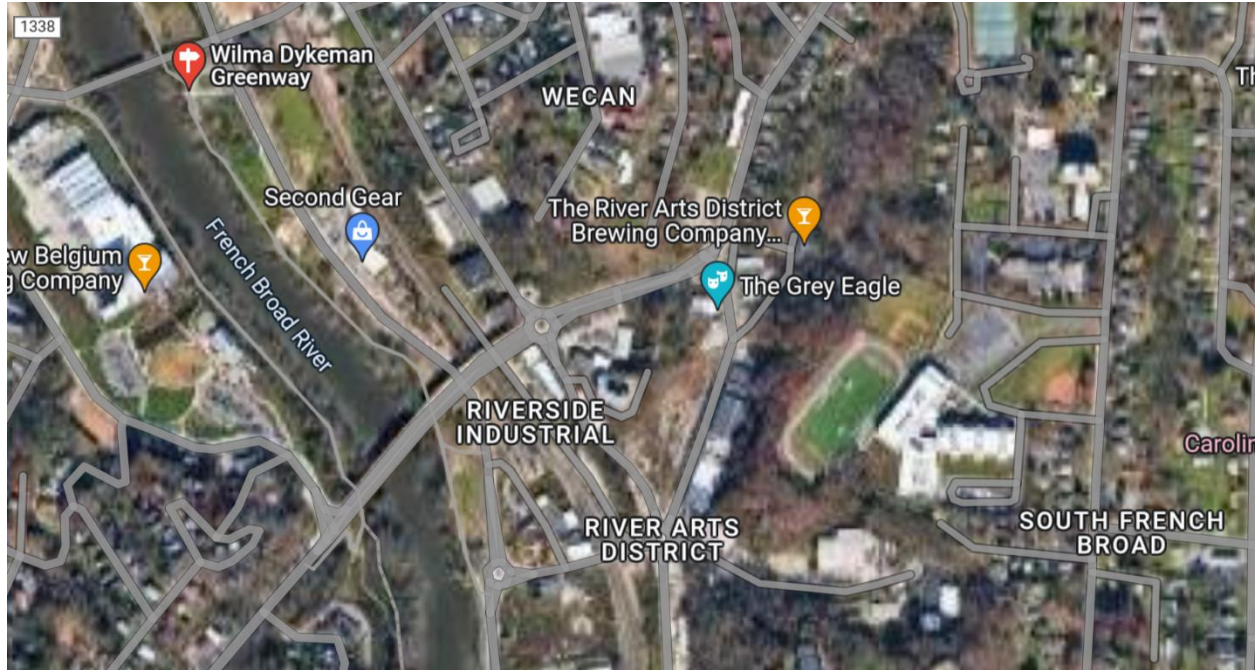


Wilma Dykeman Pedestrian Count

Time Period: Friday May 12, 2023 2:00 PM to Monday May 19, 2023 2:00 PM

Location: Wilma Dykeman Greenway



(Image: Google Maps)

Equipment: EcoCounter Pyro Counter

The Pyro Counter is able to count bicyclists, pedestrians, skateboarders, rollerbladers, or anyone who passes within approximately 16.5 feet of the equipment. However, the device is unable to differentiate between the different users and simply counts them as general users.

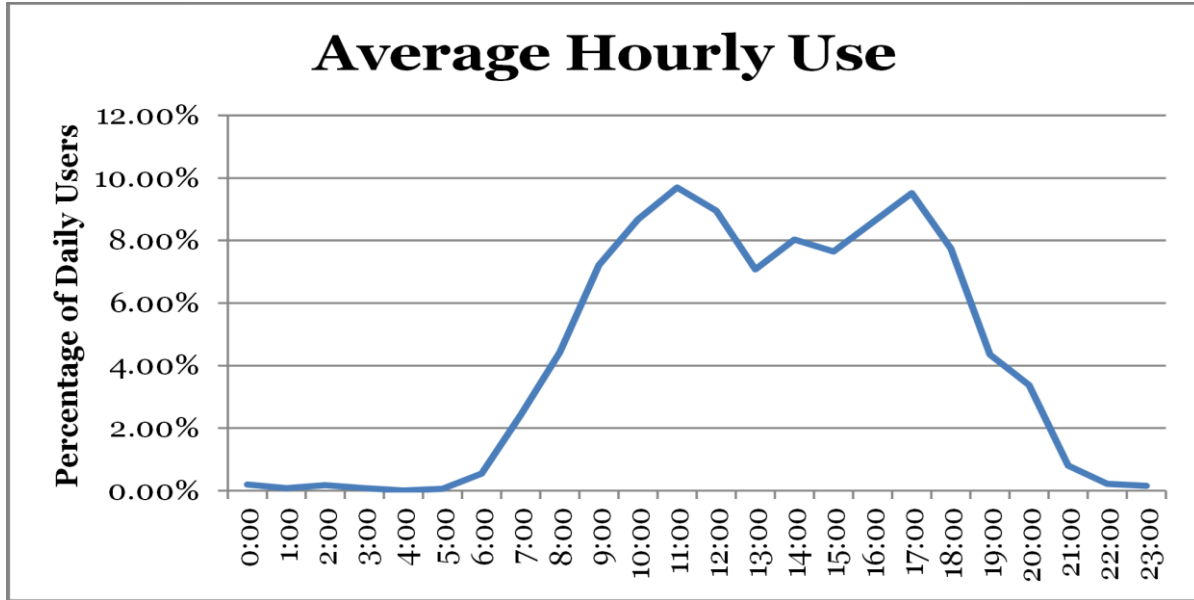
Possible sources of error include facility-users walking side-by-side or very close to each other; this is likely to include people walking or running side-by-side, children being held by a parent or walking along side of them, or dense groups of users. It is unclear how many users are likely to have been missed due to these circumstances and there has been no effort to make up for this likely discrepancy.

Results

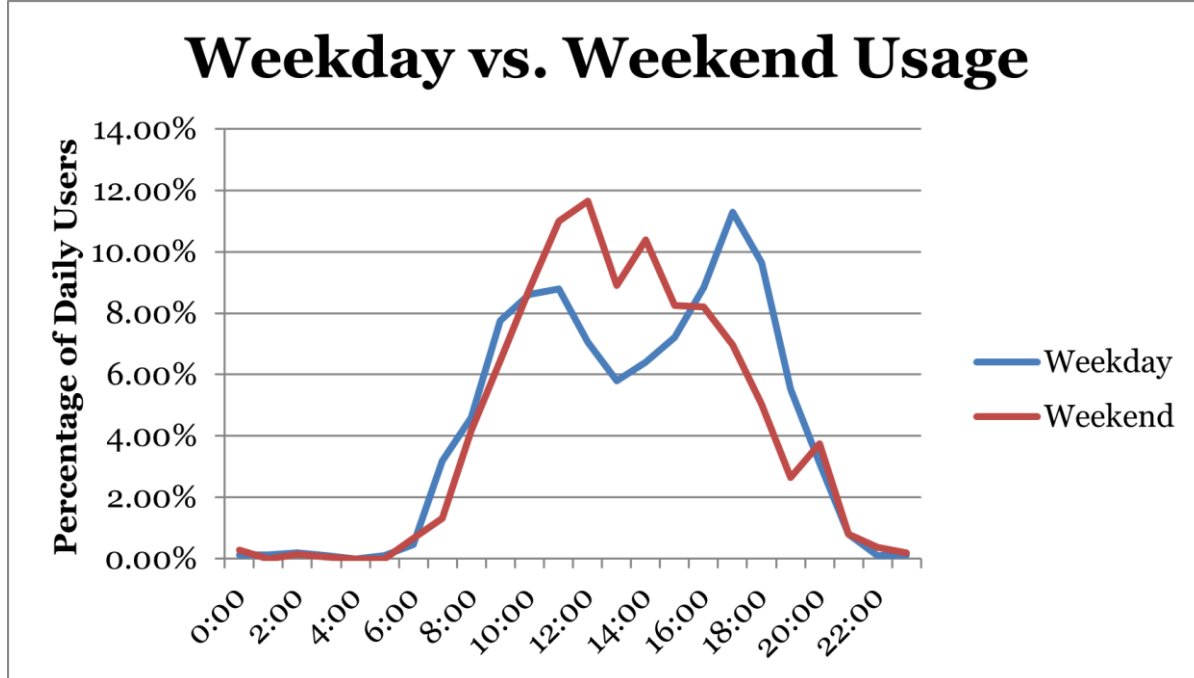
Total Users	3018
Users/Hour	30.5
Peak 24-Hour Usage	1116
Peak Day	Sunday May 14, 2023
Peak 2-Hour Period	Sunday May 14, 11:00 AM- 1:00 PM -- 265

Patterns of Use

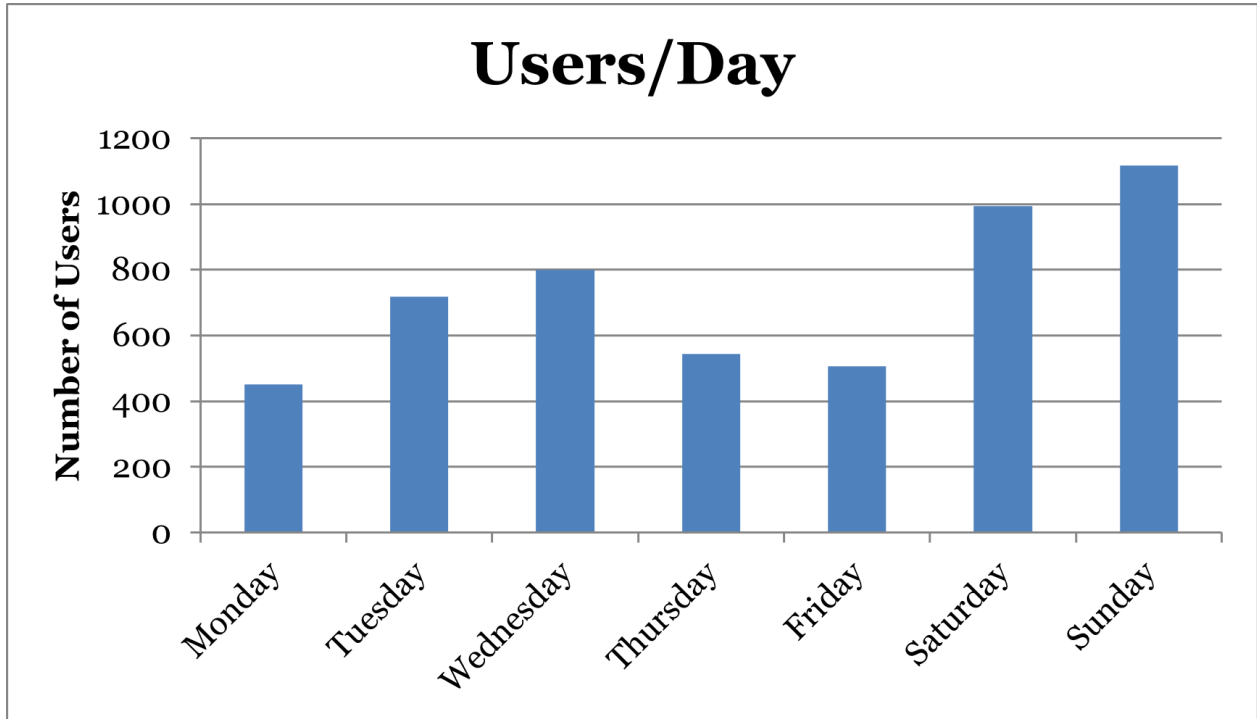
The following chart illustrates the average use of the sidewalk at the count location. This includes both weekday and weekend data and has greater weekday representation.



The second chart illustrates the different pattern of usage between the weekday and weekend.



The third chart shows users/day.



Notes

Time	Temperature (°F)			Dew Point (°F)			Humidity (%)			Wind Speed (mph)			Pressure (in)			Precipitation (in)
	Max	Avg	Min	Max	Avg	Min	Max	Avg	Min	Max	Avg	Min	Max	Avg	Min	Total
May 12	77	68.1	57	63	60	54	93	76.2	60	14	6.7	0	27.9	27.9	27.9	0
13	81	68.3	61	65	60.8	59	97	78.8	49	12	3.3	0	27.9	27.9	27.9	0
14	82	69.5	62	69	63.4	59	93	81.8	51	14	4.5	0	28	27.9	27.9	0
15	70	66.9	65	65	62	59	96	84.5	71	9	4.2	0	28	28	27.9	0.14
16	83	70.2	61	64	61.3	57	93	75.5	51	18	5.1	0	27.9	27.7	27.5	0.05
17	75	66.6	60	62	55.9	47	93	71.1	37	15	9.6	0	27.7	27.6	27.6	0.3
18	66	61	53	56	53	50	93	75.5	65	9	4	0	27.9	27.9	27.7	0
19	71	62.5	53	58	53.1	47	89	72.1	52	9	3.8	0	27.9	27.9	27.9	0