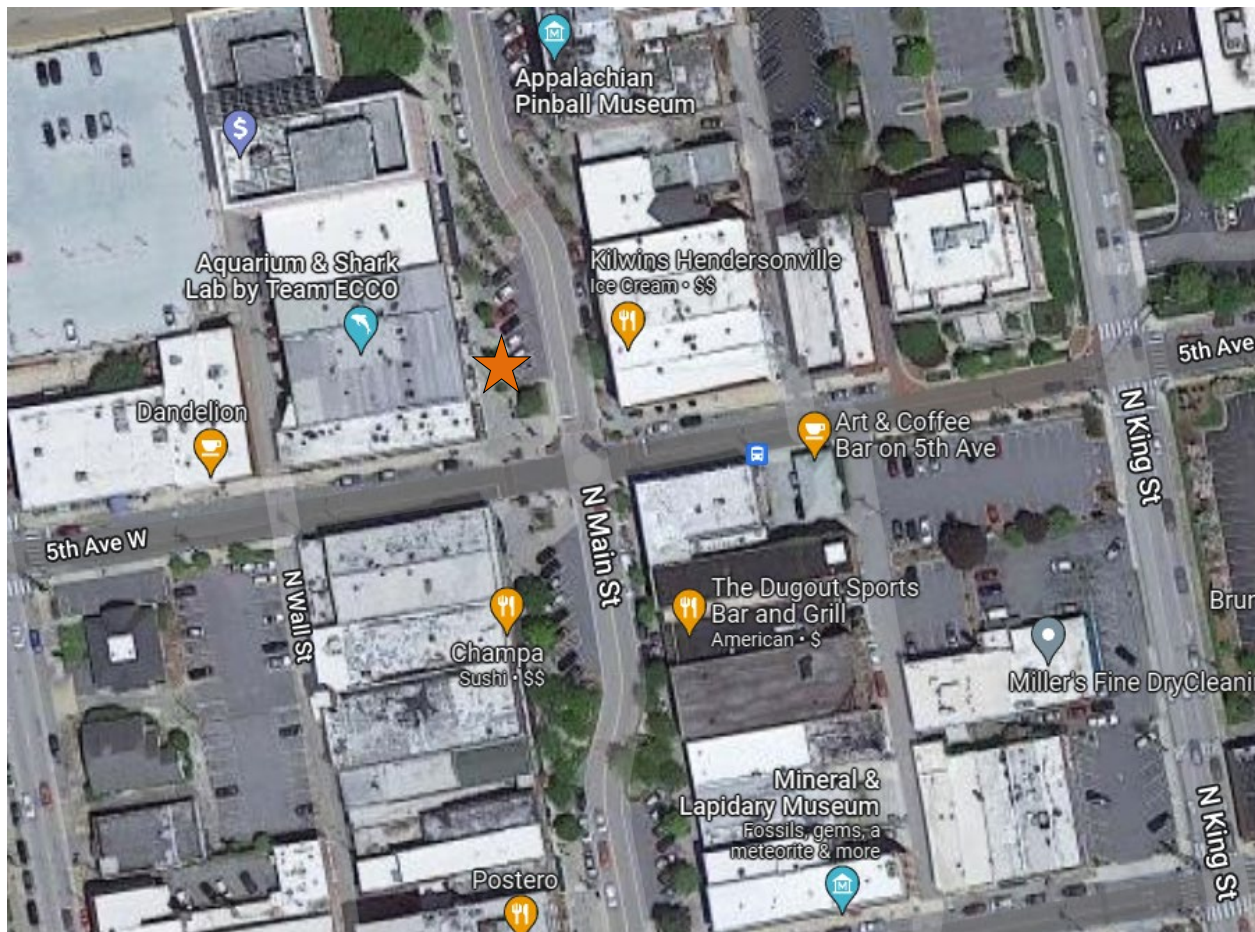


N. Main St. Hendersonville Pedestrian Count

Time Period: Wednesday, February 9, 2022, 12:00 P.M. – Wednesday, February 16, 2022, 12:00 P.M.

Location: On North Main St, by Mast General Store



(Image: Google Maps)

Equipment: EcoCounter Pyro Counter

The Pyro Counter is able to count bicyclists, pedestrians, skateboarders, rollerbladers, or anyone who passes within approximately 16.5 feet of the equipment. However, the device is unable to differentiate between the different users and simply counts them as general users.

Possible sources of error include facility-users walking side-by-side or very close to each other; this is likely to include people walking or running side-by-side, children being held by a parent or walking along side of

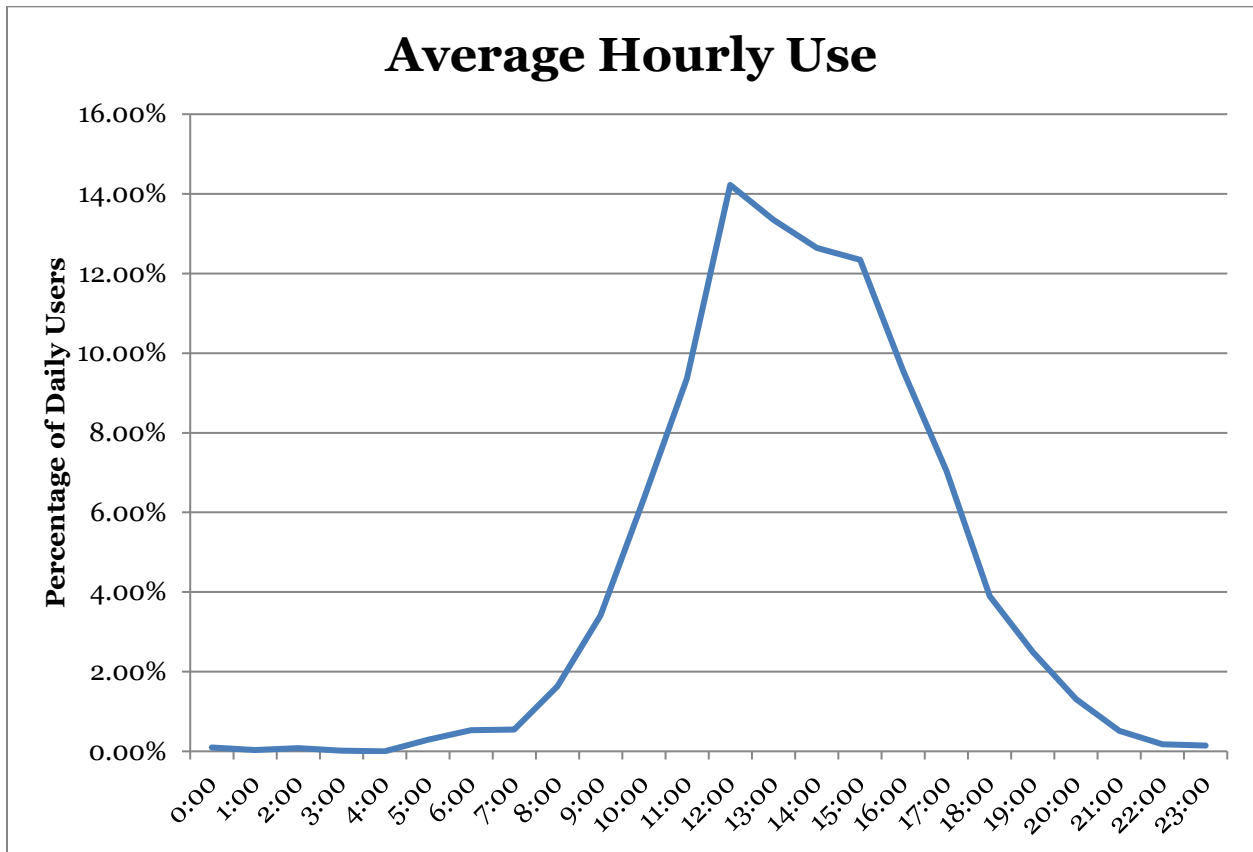
them, or dense groups of users. It is unclear how many users are likely to have been missed due to these circumstances and there has been no effort to make up for this likely discrepancy.

Results

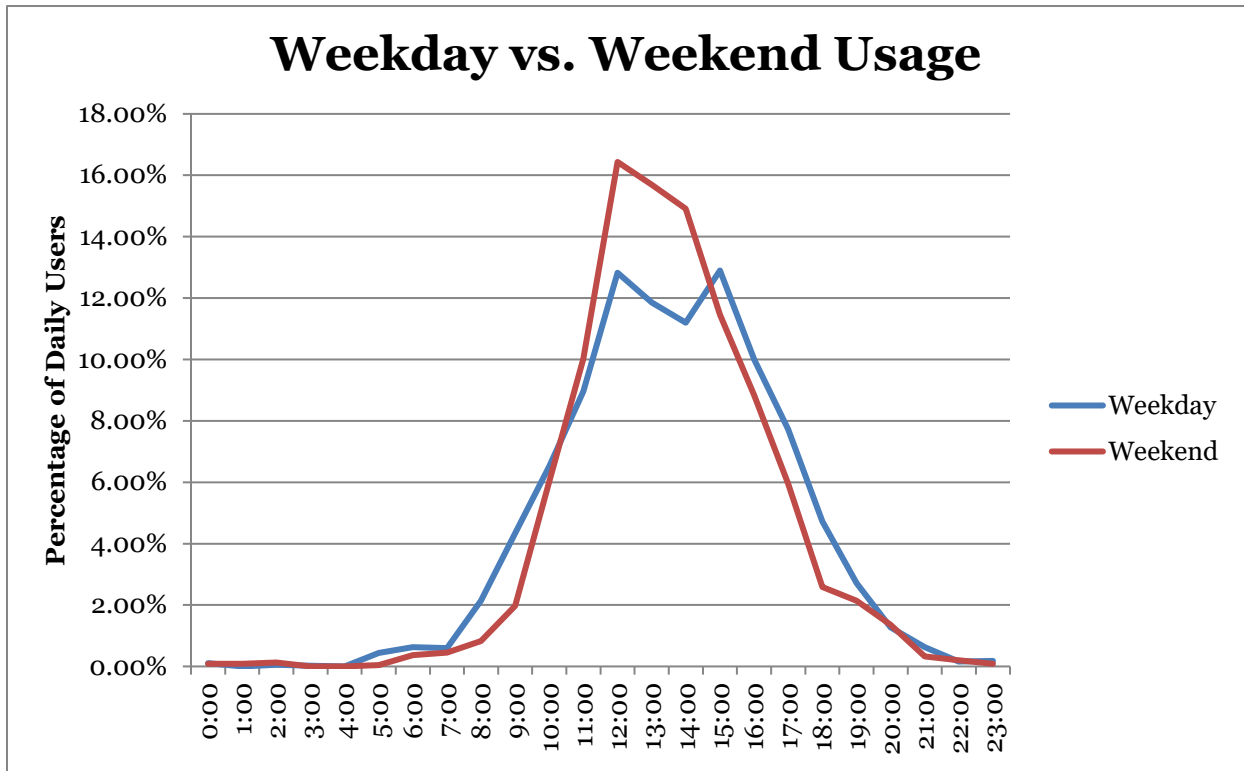
Total Users	6264
Users/Hour	37.3
Peak 24-Hour Usage	1960
Peak Day	Saturday, February 12th, 2022
Peak 2-Hour Period	609
Peak 2-Hour Day & Time	Saturday, February 12th, 2022, 12:00pm – 1:00pm

Patterns of Use

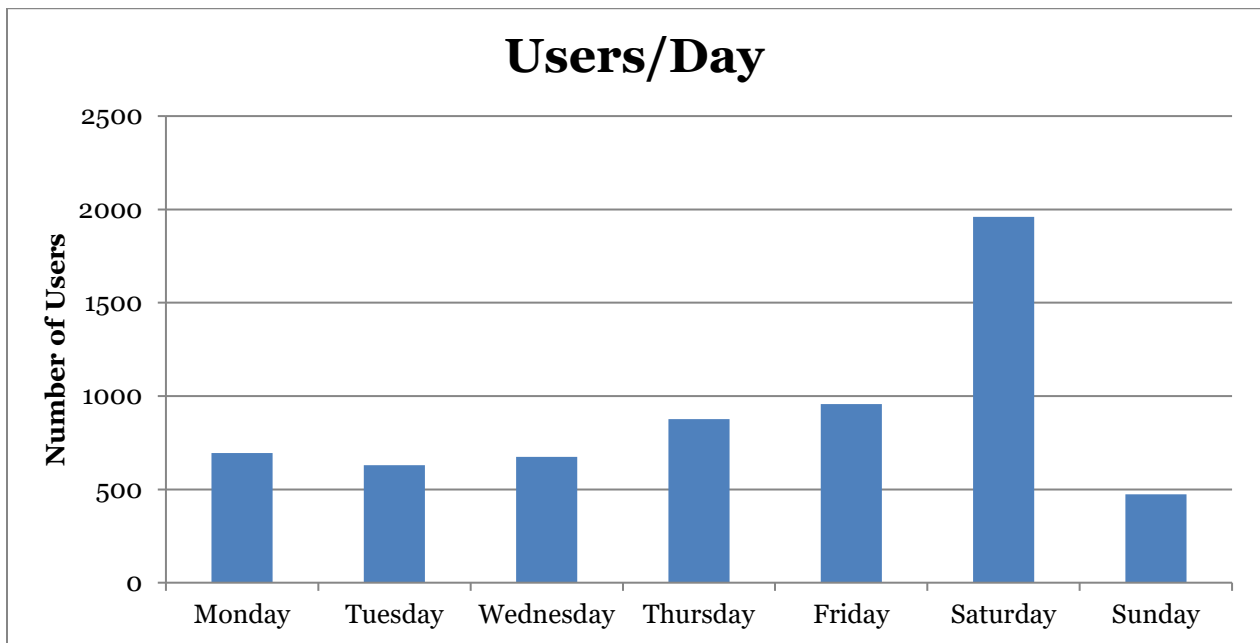
The following chart illustrates the average use of the sidewalk at the count location. This includes both weekday and weekend data and has greater weekday representation



The second chart illustrates the different pattern of usage between the weekday and weekend.



The third chart shows users/day.



Notes

Date	Minimum Temperature	Maximum Temperature	Average Temperature	Precipitation (in inches)	Max Wind Speed
2/09/2022	56	22	38.3	0.00	7 mph
2/10/2022	59	27	42.4	0.00	18 mph
2/11/2022	63	27	44.1	0.00	18 mph
2/12/2022	61	34	46.4	0.00	16 mph
2/13/2022	39	28	34.3	0.00	24 mph
2/14/2022	46	24	33.6	0.00	14 mph
2/15/2022	50	21	35.3	0.00	10 mph
2/16/2022	53	28	42.1	0.00	12 mph