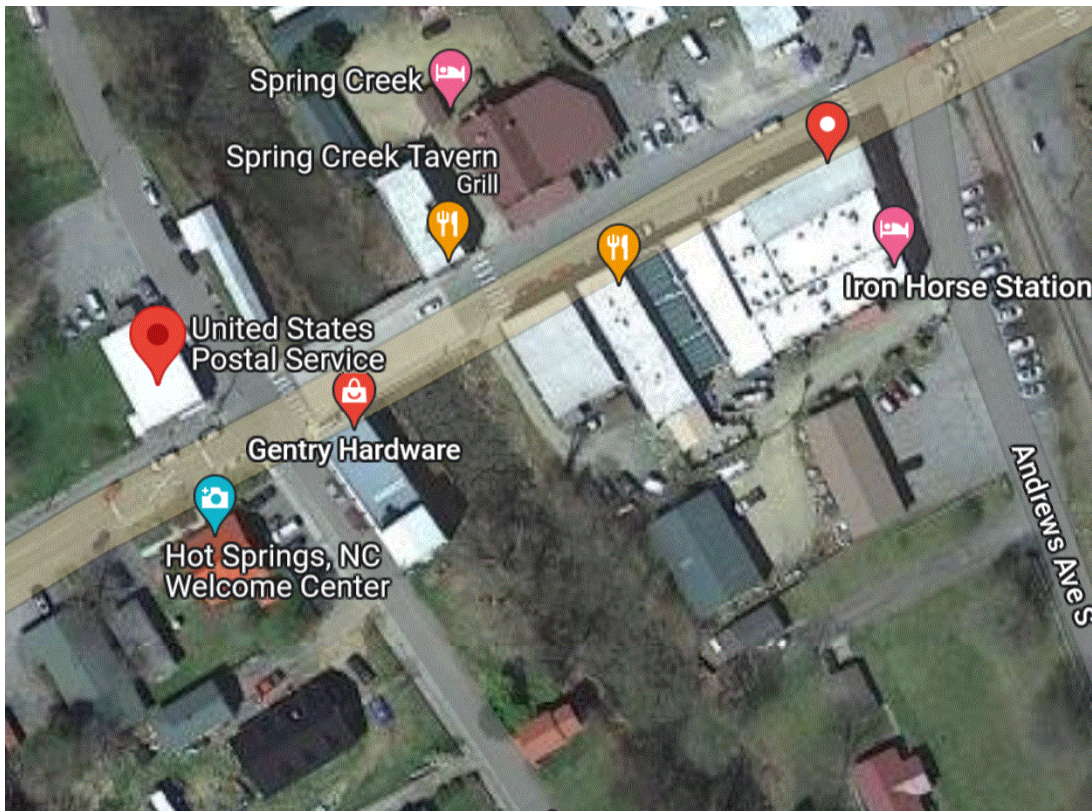


Hots Springs Sidewalk Pedestrian Count

Time Period: Thursday October 19, 2023 – Wednesday October 25, 2023

Location: Located on Bridge Street. First location on the sidewalk outside of City Hall. Second location just outside of the Hardware Store on Bridge Street.



(Image: Google Maps)

Equipment: EcoCounter Pyro Counter, Set out on October 5, and retrieved October 12, 2023

The Pyro Counter is able to count bicyclists, pedestrians, skateboarders, rollerbladers, or anyone who passes within approximately 16.5 feet of the equipment. However, the device is unable to differentiate between the different users and simply counts them as general users.

Possible sources of error include facility-users walking side-by-side or very close to each other; this is likely to include people walking or running side-by-side, children being held by a parent or walking along side of them, or dense groups of users. It is unclear how many users are likely to have been missed due to these circumstances and there has been no effort to make up for this likely discrepancy.

Results

Hot Springs - Bridge Street - City Hall

Total Users	9598
Users/Hour	57.1
Peak 24-Hour Usage	2400
Peak Day	Saturday October 21, 2023
Peak 2-Hour Usage Period	611
Peak 2-Hour Date and Time	Saturday October 21, 2023 -- 1 to 3 PM

Hot Springs - Bridge Street - Gentry Hardware

Total Users	9517
Users/Hour	56.6
Peak 24-Hour Usage	2105
Peak Day	Sunday October 22, 2023
Peak 2-Hour Usage Period	704
Peak 2-Hour Date and Time	Sunday October 22 , 2023 - Noon - 2 PM

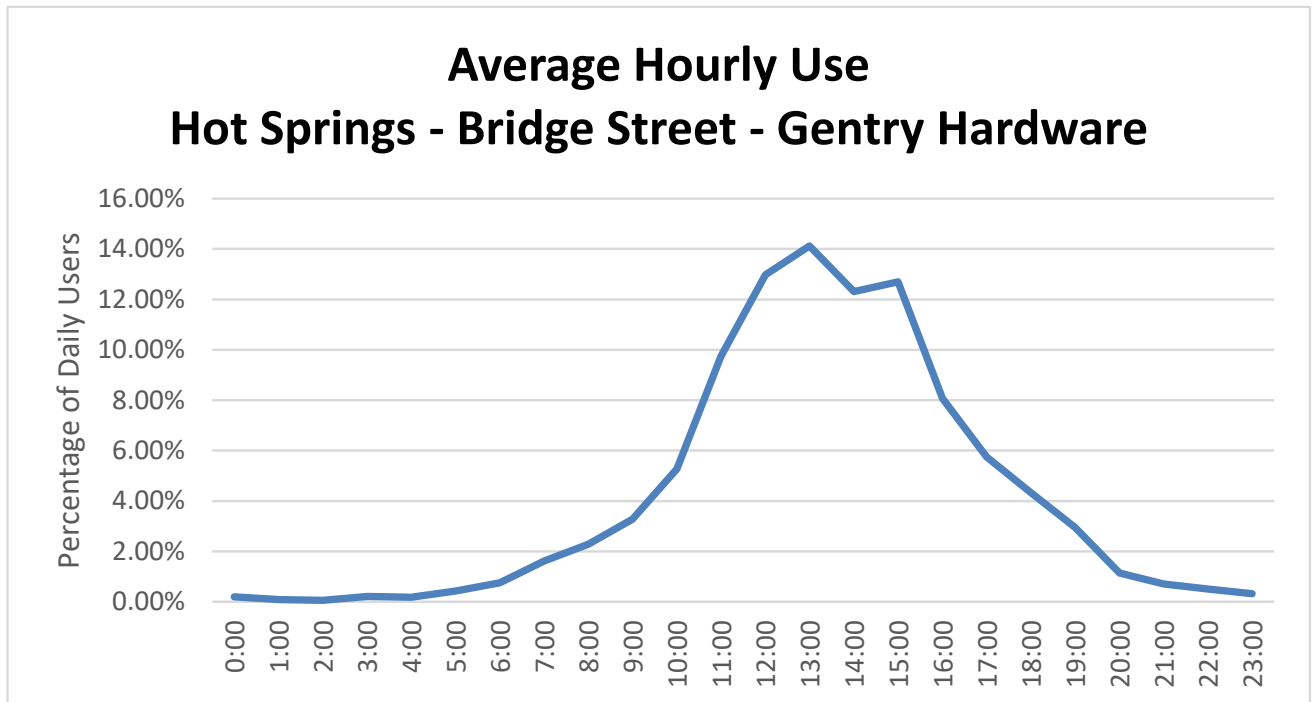
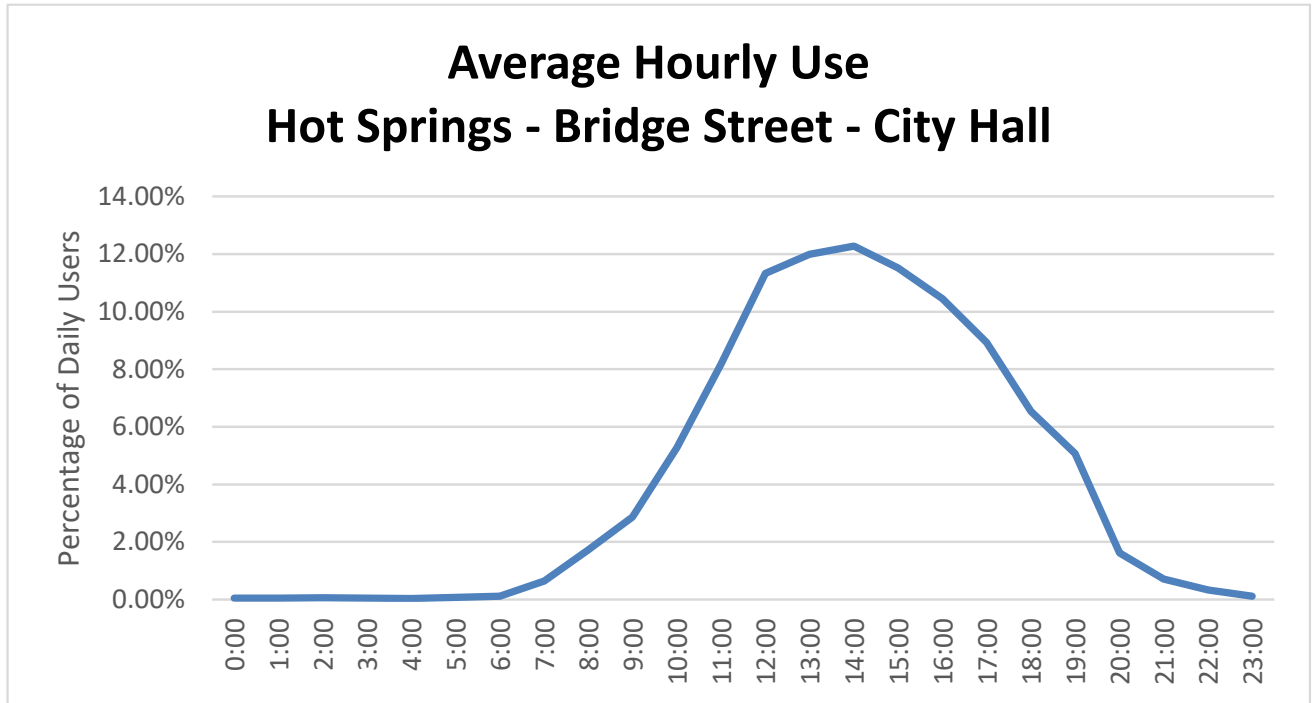
Peak usage may have differed between Saturday and Sunday because of the proximity of Dorland Memorial Presbyterian Church on Bridge Street at Meadow Lane and Hot Springs First Baptist Church on Meadows Street, directly to the north of the Presbyterian Church. It is possible that parishioners walked from church, in front of the hardware store, crossing at either Meadow Lane or South Spring Street, to the south side of the street, before crossing the Spring Creek Bridge.

Of particular note, the orientation of the pedestrian counter in front of the Hardware store was rotated 90 degrees at some point during the observation period. The box was originally oriented to avoid the front door of the store, pointing toward the southeast corner of the store (creekside.) When the pedestrian counter was retrieved it was facing southwest towards the front door. This may have been done by someone at the hardware store shortly after installation. It does not appear to have impacted the pedestrian count.

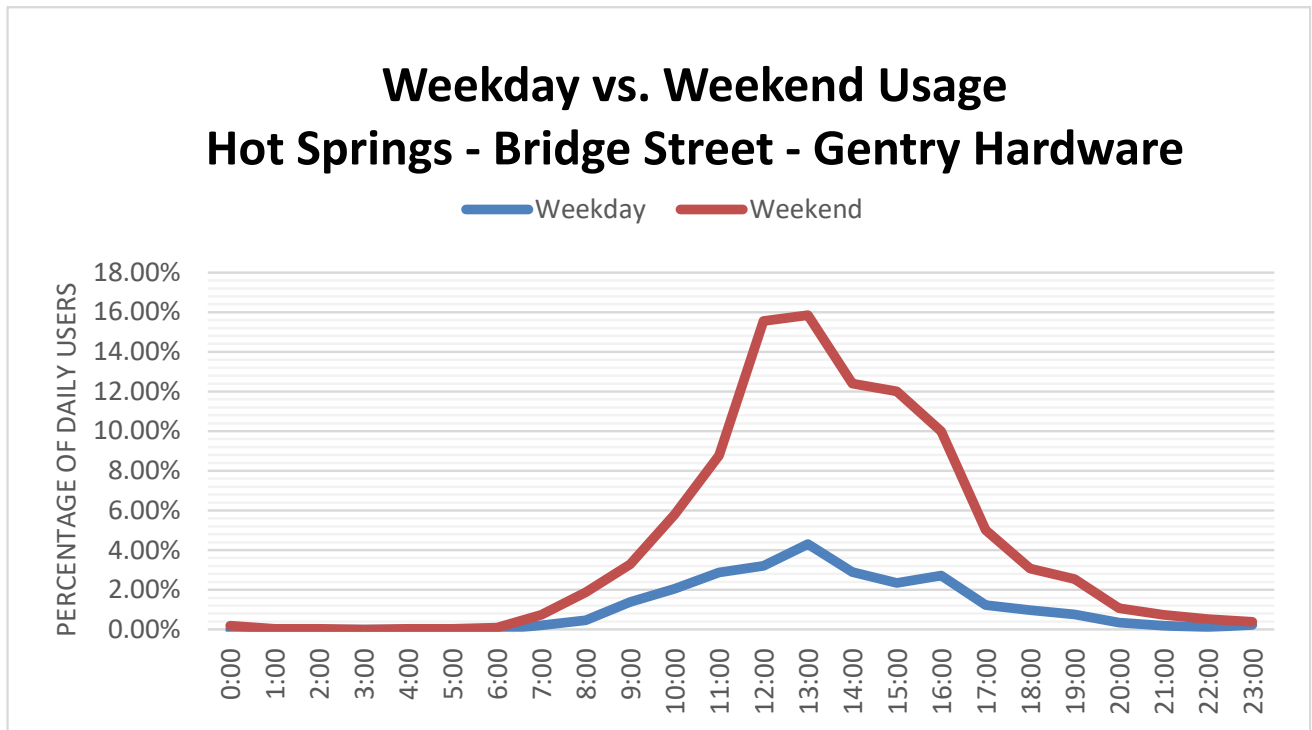
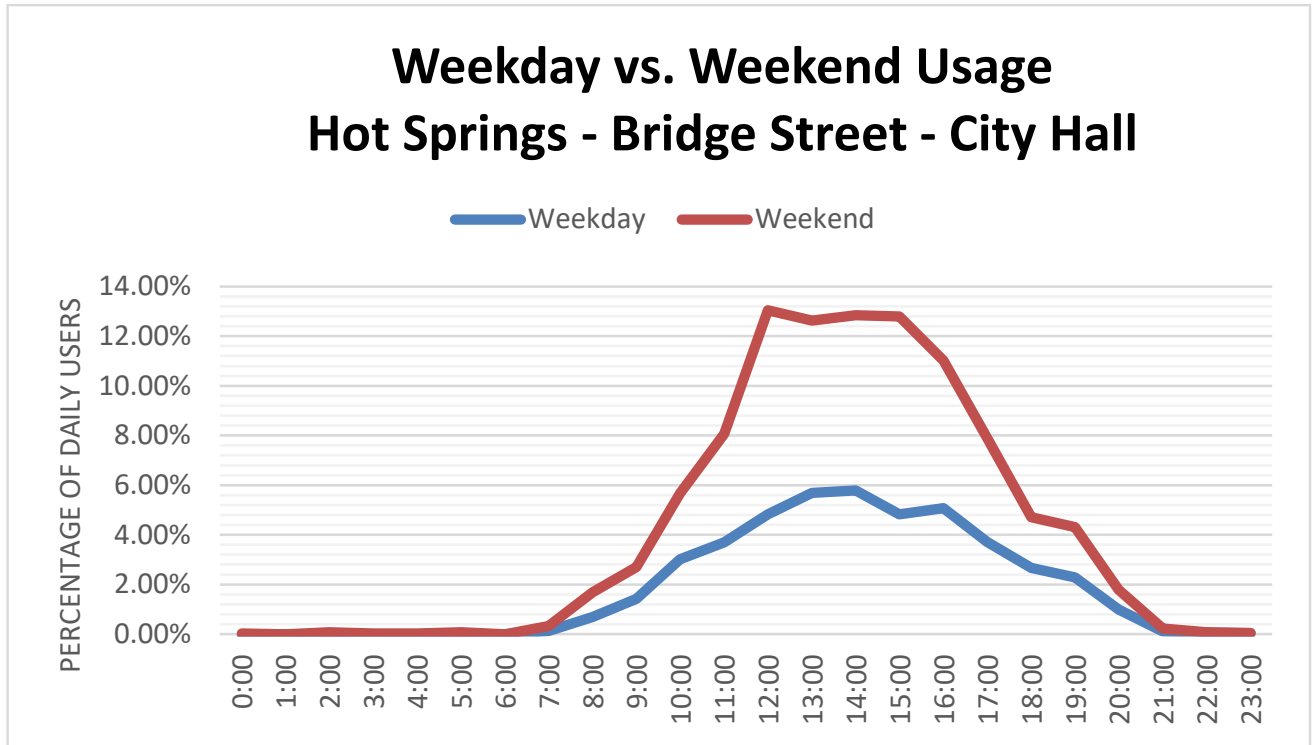
With regard to the weather, Friday October 20th was a rainy day with 1.49 inches of rain. Saturday and Sunday were relatively cool with their high temperature being approximately 69 degrees Fahrenheit. It warmed up Monday, Tuesday, and Wednesday, October 23-25, with a high of 72F on Monday, and high temperatures of roughly 77F on Tuesday and Wednesday. Sunday through Wednesday were busier at the station in front of Gentry Hardware while Thursday through Saturday were busier closer to City Hall.

Patterns of Use

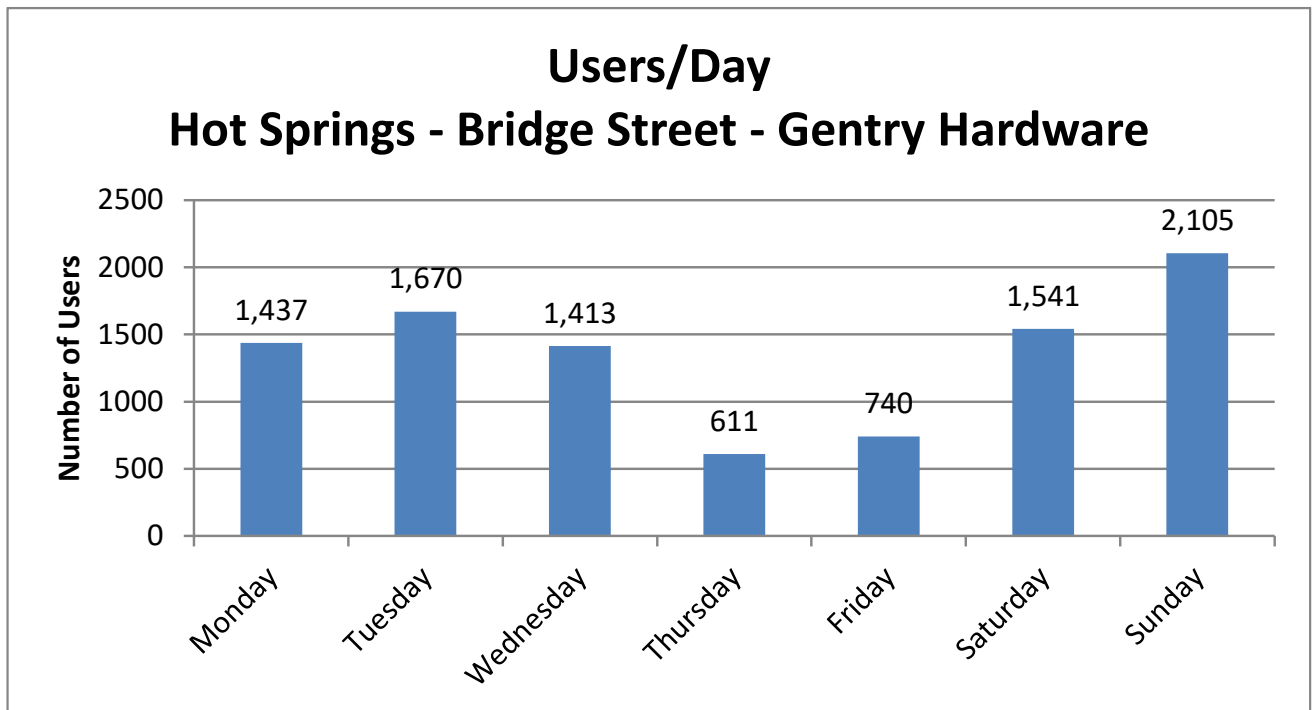
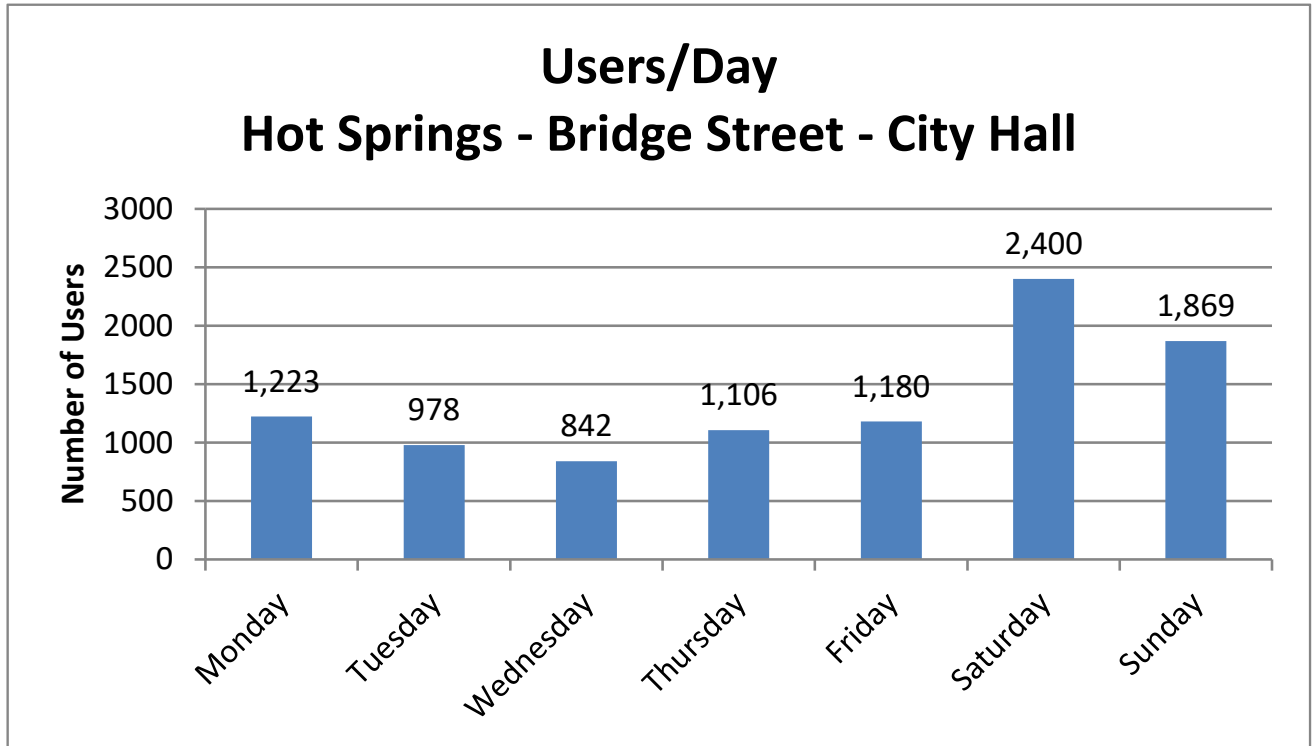
The following chart illustrates the average use of the sidewalk at the count location. This includes both weekday and weekend data and has greater weekday representation



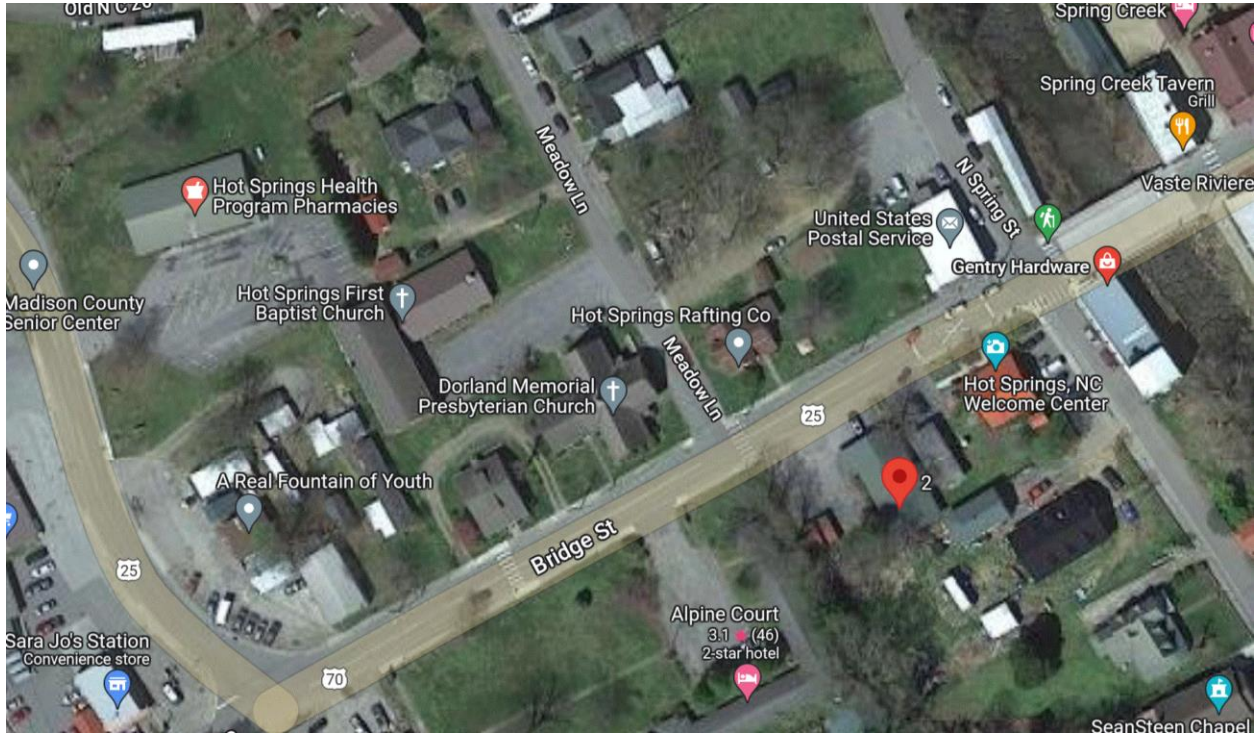
The second chart illustrates the different pattern of usage between the weekday and weekend.



The third chart shows users/day.



Notes



Daily Observations - Hot Springs, NC															
Date	Temperature (°F)			Dew Point (°F)			Humidity (%)			Wind Speed (mph)			Pressure (in)		Precipitation (in)
	Max	Avg	Min	Max	Avg	Min	Max	Avg	Min	Max	Avg	Min	High	Low	Total
10/19/23	72.0 °F	55.1 °F	44.2 °F	54.8 °F	48.3 °F	43.3 °F	98 %	81 %	45 %	8.1 mph	1.3 mph	0.0 mph	29.77 in	29.49 in	0.00 in
10/20/23	64.4 °F	55.6 °F	49.5 °F	58.3 °F	52.0 °F	46.8 °F	99 %	89 %	59 %	7.6 mph	0.9 mph	0.0 mph	29.50 in	29.23 in	1.49 in
10/21/23	68.7 °F	53.0 °F	42.3 °F	50.6 °F	46.2 °F	42.0 °F	99 %	81 %	43 %	9.6 mph	1.2 mph	0.0 mph	29.50 in	29.35 in	0.00 in
10/22/23	65.8 °F	57.0 °F	43.7 °F	49.5 °F	45.6 °F	41.0 °F	99 %	68 %	48 %	9.2 mph	2.2 mph	0.0 mph	29.76 in	29.40 in	0.00 in
10/23/23	71.8 °F	53.3 °F	39.9 °F	50.6 °F	43.6 °F	32.0 °F	99 %	74 %	25 %	5.6 mph	1.1 mph	0.0 mph	29.89 in	29.76 in	0.00 in
10/24/23	77.4 °F	56.7 °F	42.8 °F	48.3 °F	43.3 °F	35.2 °F	91 %	66 %	22 %	7.4 mph	1.3 mph	0.0 mph	29.99 in	29.85 in	0.00 in
10/25/23	76.6 °F	59.0 °F	44.1 °F	53.2 °F	45.2 °F	39.4 °F	88 %	63 %	33 %	6.5 mph	1.2 mph	0.0 mph	30.02 in	29.85 in	0.00 in

<https://www.wunderground.com/history/monthly/us/nc/fletcher/KAVL/date/2023-9>