

# Vance Street Park Pedestrian Count

---

**Time Period:** Tuesday, May 10, 2022, 10:00 A.M. – Tuesday, May 17, 2022, 10:00 A.M.

**Location:** Vance Street Park near the dog park



(Image: Google Maps)

**Equipment:** EcoCounter Pyro Counter

The Pyro Counter is able to count bicyclists, pedestrians, skateboarders, rollerbladers, or anyone who passes within approximately 16.5 feet of the equipment. However, the device is unable to differentiate between the different users and simply counts them as general users.

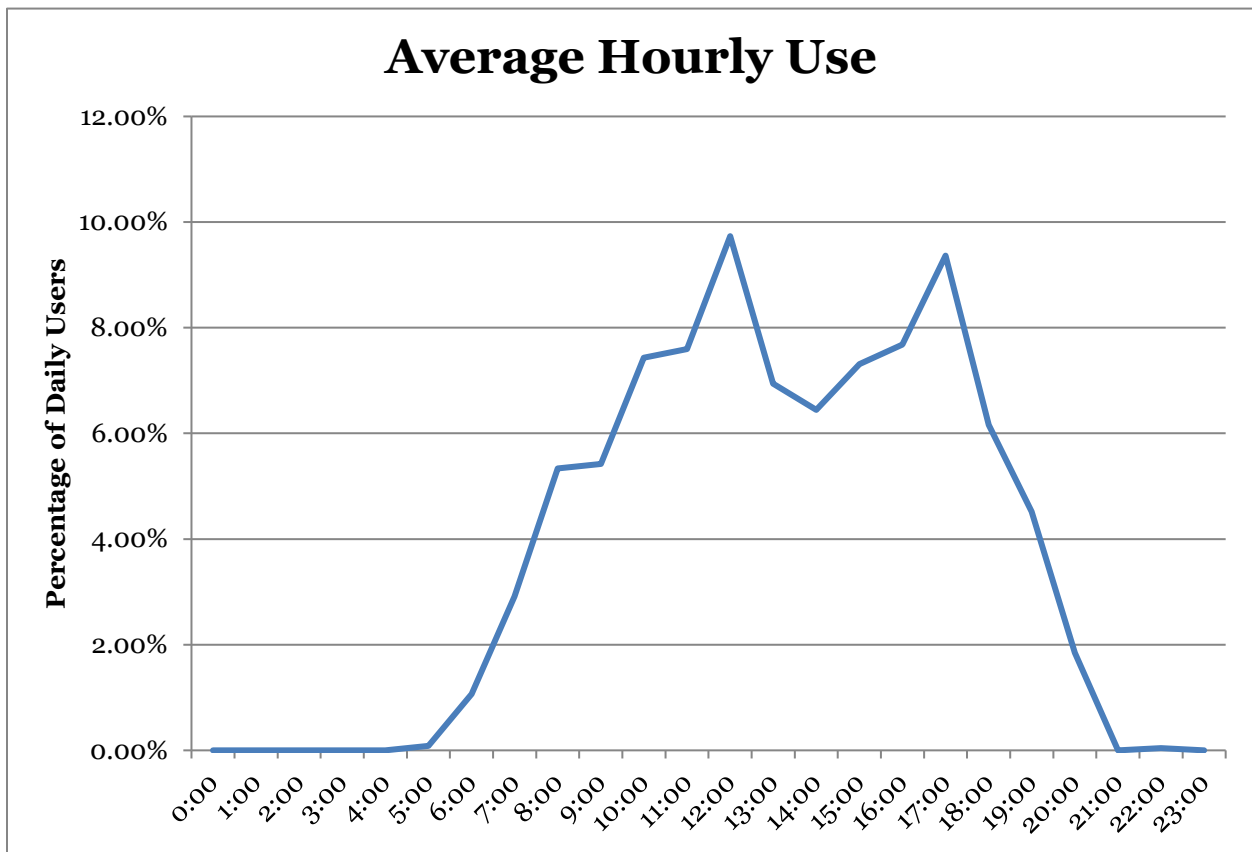
Possible sources of error include facility-users walking side-by-side or very close to each other; this is likely to include people walking or running side-by-side, children being held by a parent or walking along side of them, or dense groups of users. It is unclear how many users are likely to have been missed due to these circumstances and there has been no effort to make up for this likely discrepancy.

## Results

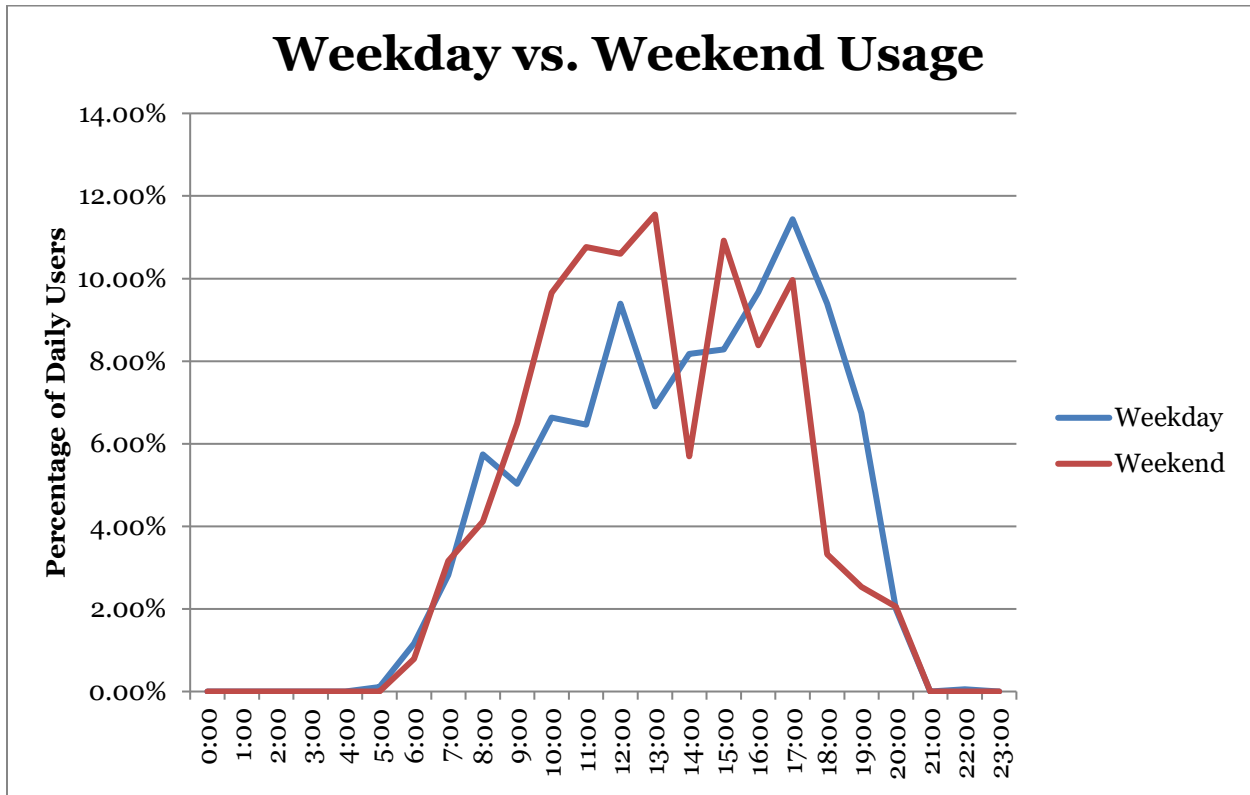
Total Users	2435
Users/Hour	14.2
Peak 24-Hour Usage	431
Peak Day	Tuesday, May 10 <sup>th</sup> , 2022
Peak 2-Hour Period	97
Peak 2-Hour Day & Time	Monday, May 16 <sup>th</sup> , 2022, 6:00pm – 8:00pm

## Patterns of Use

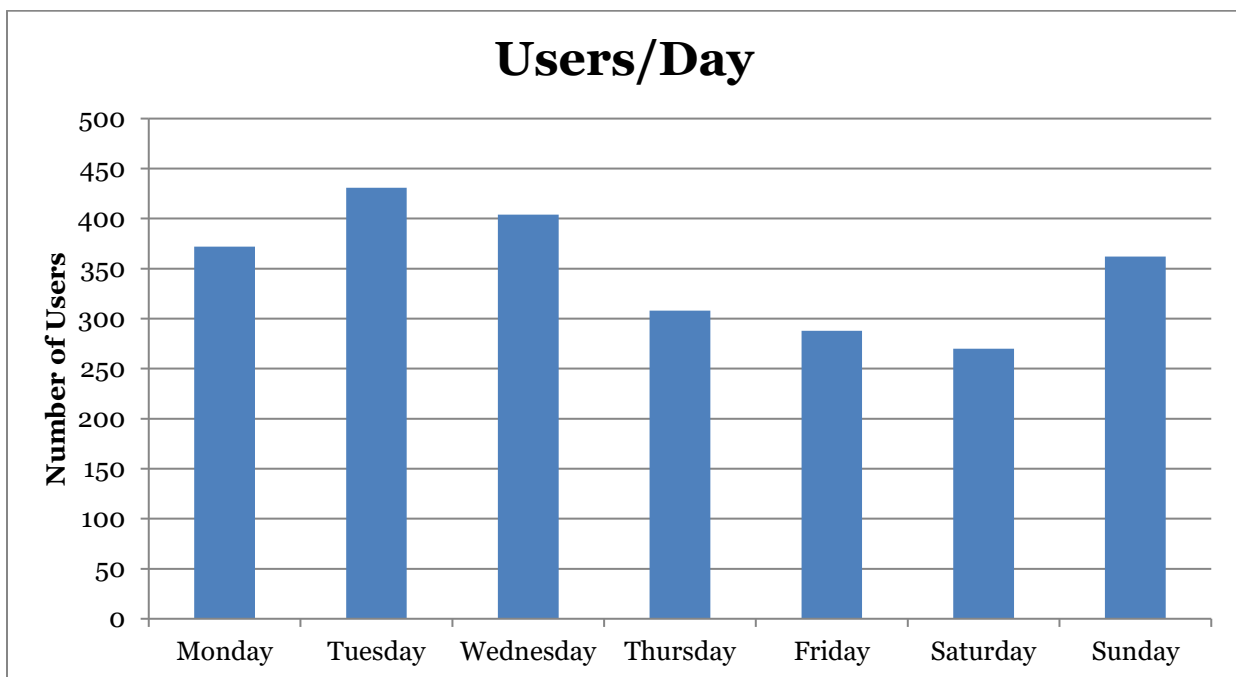
The following chart illustrates the average use of the sidewalk at the count location. This includes both weekday and weekend data and has greater weekday representation



The second chart illustrates the different pattern of usage between the weekday and weekend.



The third chart shows users/day.



## Notes

Date	Minimum Temperature	Maximum Temperature	Average Temperature	Precipitation (in inches)	Max Wind Speed
5/10/2022	52	84	67.9	0.00	10 mph
5/11/2022	54	83	68.54	0.00	9 mph
5/12/2022	61	82	71.3	0.00	20 mph
5/13/2022	64	79	69.6	0.01	15 mph
5/14/2022	59	83	69.3	0.00	7 mph
5/15/2022	64	85	74	0.00	9 mph
5/16/2022	61	88	74.4	0.06	14 mph
5/17/2022	57	83	70.6	0.00	8 mph