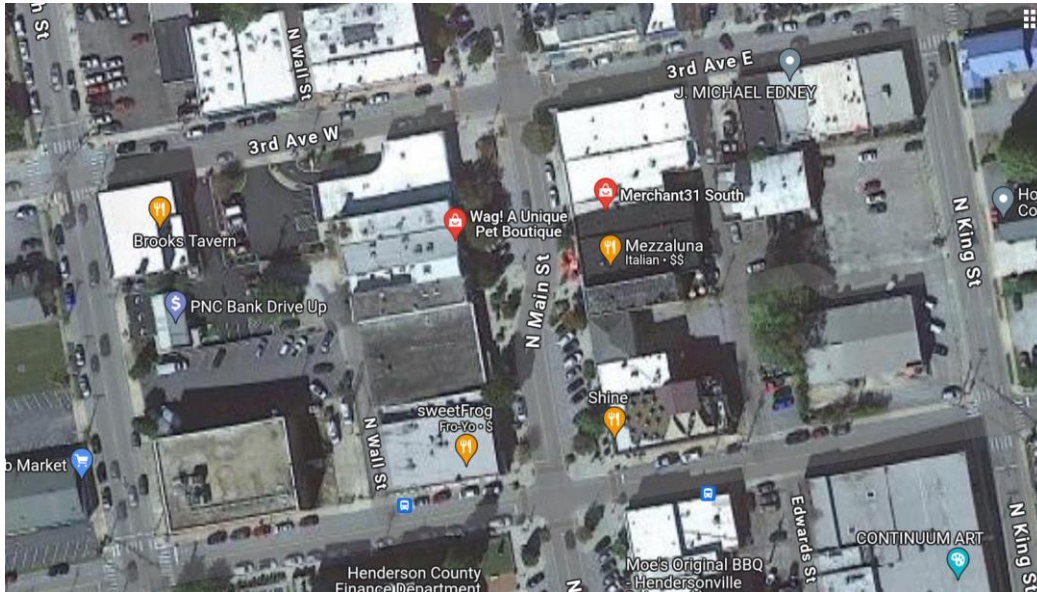


# Downtown Hendersonville Pedestrian Count

---

**Time Period:** Friday December 22, 2023, to Thursday December 28, 2023

**Location:** Outside of Mezzaluna Restaurant East Side of Main Street North of 2<sup>nd</sup> Ave.



(Image: Google Maps)

**Equipment:** EcoCounter Pyro Counter. Placed Thursday December 21, 2023, and retrieved January 2, 2024. RPO Counter number 2 was placed on the east side of the street. RPO Counter number 1 was placed on the west side of the street outside of Wag! A Unique Pet Boutique. The east side counter was placed to compare with results from the period from 12/22/2014 through 12/29/2014. The west side counter was placed to establish a baseline and compare the data with that from across the street. Both were intentionally place north of the pedestrian crosswalk at midblock.

The Pyro Counter can count bicyclists, pedestrians, skateboarders, rollerbladers, or anyone who passes within approximately 16.5 feet of the equipment. However, the device is unable to differentiate between the different users and simply counts them as general users.

Possible sources of error include facility-users walking side-by-side or very close to each other; this is likely to include people walking or running side-by-side, children being held by a parent or walking along side of them, or dense groups of users. It is unclear how many users are likely to have been missed due to these circumstances and there has been no effort to make up for this discrepancy.

## Results

### Main Street North of Second Ave (E)

<b>Total Users</b>	<b>14,333</b>
<b>Users/Hour</b>	<b>85.3</b>
<b>Peak 24-Hour Usage</b>	<b>3,272</b>
<b>Peak Day</b>	<b>Saturday, December 23, 2023</b>
<b>Peak 2-Hour Usage Period</b>	<b>776</b>
<b>Peak 2-Hour Date and Time</b>	<b>Wed. 12/27/2023 -- 1 to 3 PM</b>

<b>Total Users</b>	<b>13,103</b>
<b>Users/Hour</b>	<b>77.99</b>
<b>Peak 24-Hour Usage</b>	<b>3,450</b>
<b>Peak Day</b>	<b>Saturday, December 27th</b>
<b>Peak 2-Hour Period</b>	<b>925</b>
<b>Peak 2-Hour Day &amp; Time</b>	<b>2:00 – 4:00 P.M. Saturday, December 27th</b>

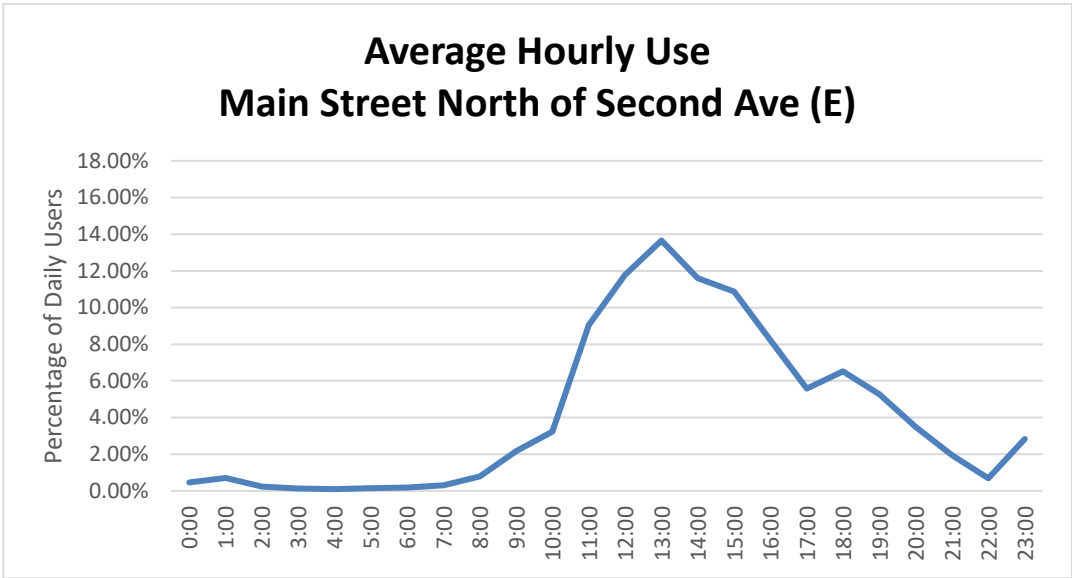
The data from the east side of Main Street was the Saturday prior to Christmas this year. It was busiest the Saturday after Christmas during 2014. The busiest two-hour period was Wednesday 12/27, with 776 passersby, followed by Saturday 12/23 with 760 passersby, and Thursday 12/28 with 712 passersby. There was a spike in passersby (359) between 11 PM and 12 Midnight on Saturday 12/23/2023. This was the eighth busiest one-hour rate during the seven-day period.

There were slightly more pedestrians during 2014 than 2023. This may be related to the temporary closing of the Black Rose Public House, just south of Mezzaluna.

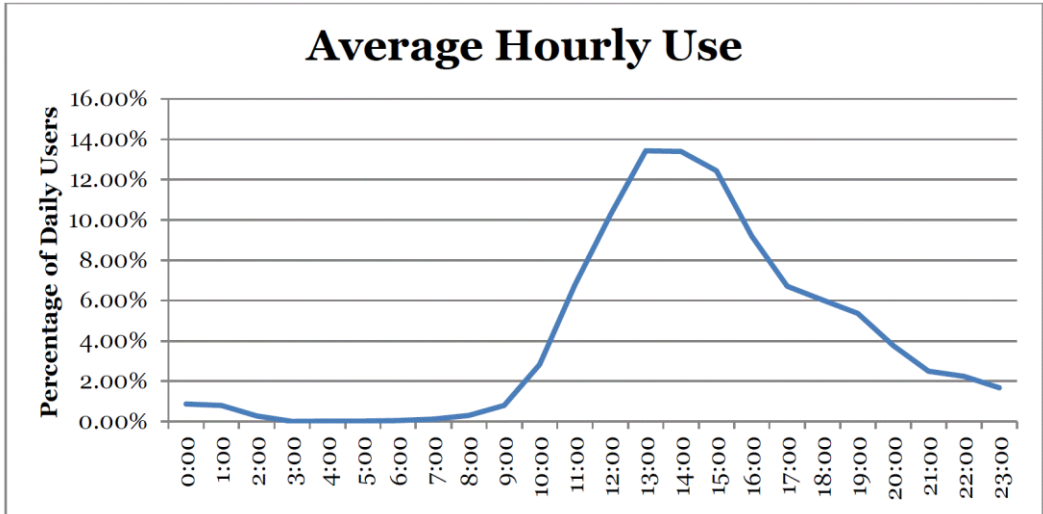
## Patterns of Use

The following chart illustrates the average use of the sidewalk at the county location. This includes both weekday and weekend data and has greater weekday representation.

2023

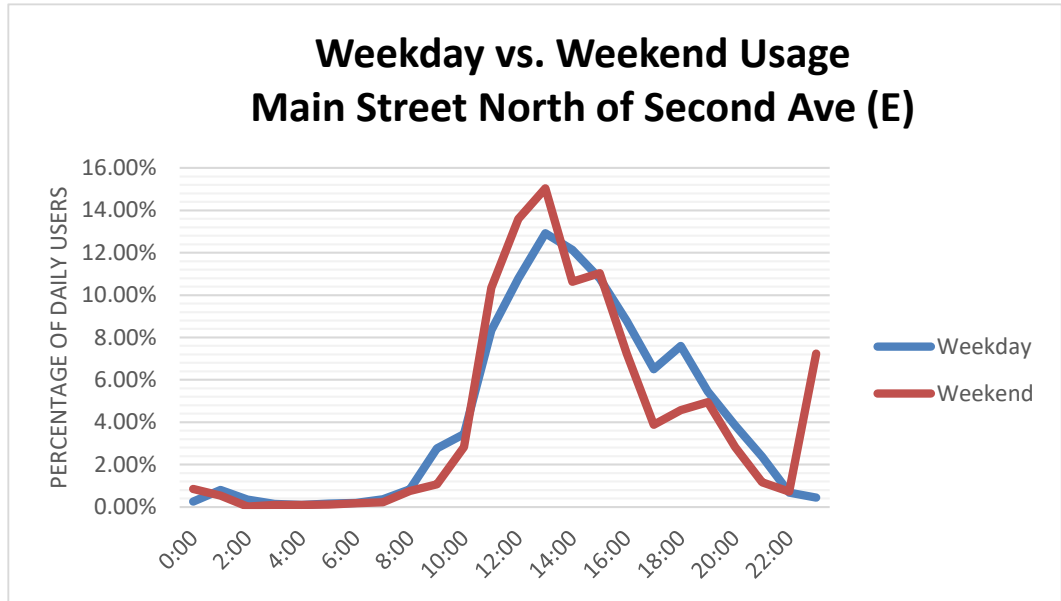


2014

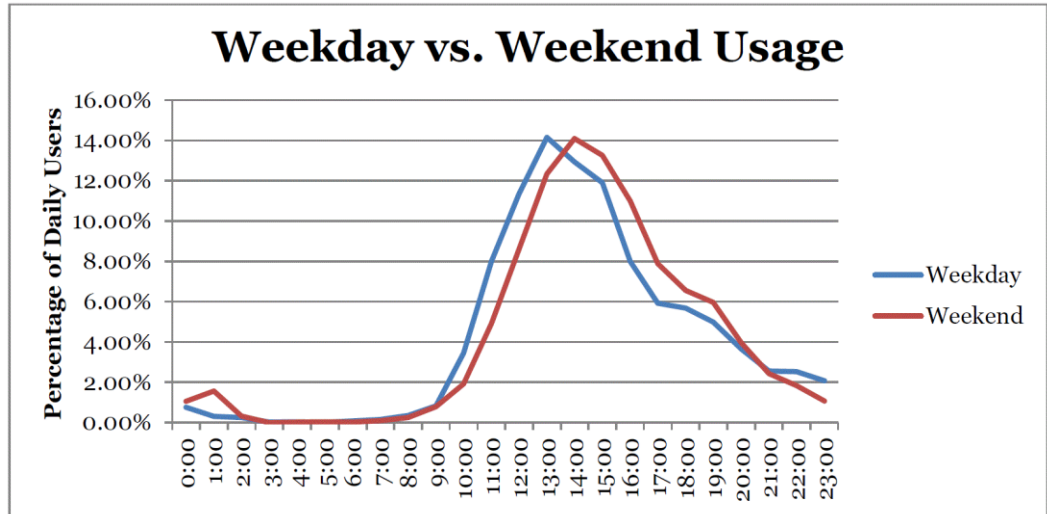


The second chart illustrates the different pattern of usage between the weekday and weekend.

2023

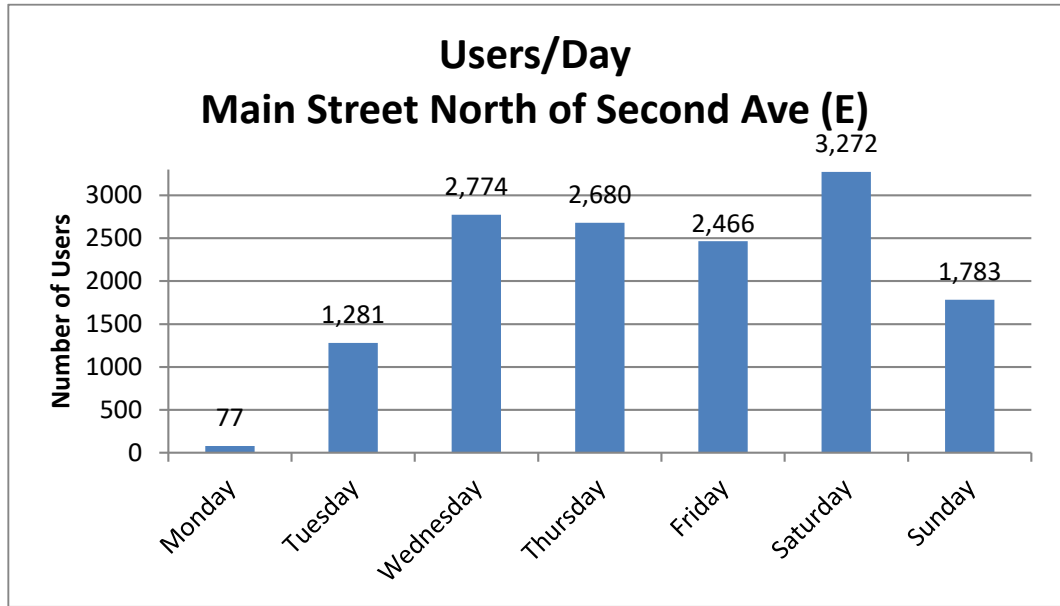


2014

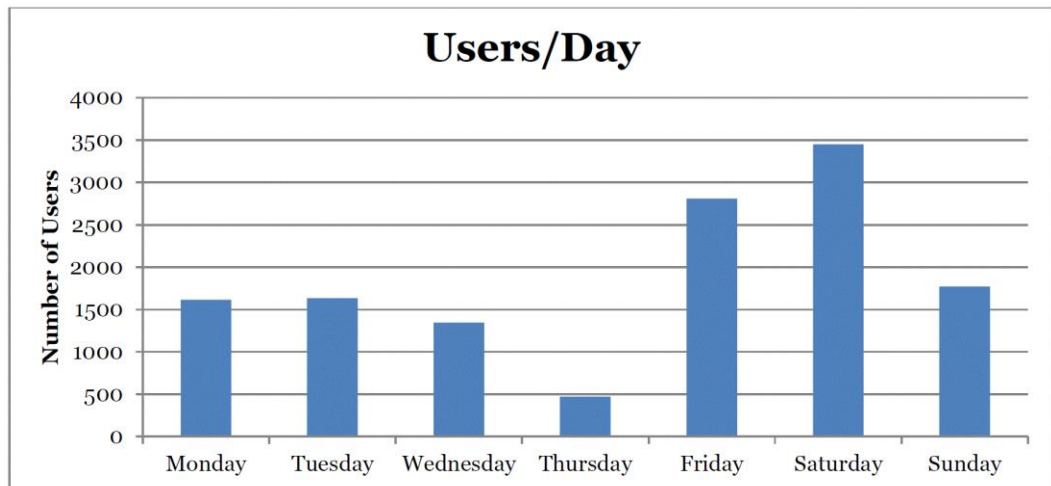


The third chart shows users/day. Monday was Christmas Day 2023. Thursday was Christmas Day 2014. Note: The data for 2023 starts on Friday. The Data for 2014 starts on Monday.

2023



2014



## Notes:

This is the second time that this location has been surveyed. The first time was during Christmas Week 2014. The report, at that time, indicated that it was believed that the foot traffic was atypical compared to other times of the year. It was also noted that there was 0.63 inches of rain on Wednesday 12/24/14 and 1.23 inches of rain on Thursday 12/25/14.

Christmas 2023 and the day after Christmas were very wet days with more than 2 inches of rain each day.

Date	Minimum Temperature	Maximum Temperature	Average Temperature	Precipitation	Ave. Wind Speed
12/22/2023	26.4 °F	62.6 °F	39.2 °F	0.00 in	0.3 mph
12/23/2023	25.5 °F	60.3 °F	40.7 °F	0.00 in	0.5 mph
12/24/2023	28.8 °F	60.6 °F	44.4 °F	0.00 in	0.5 mph
12/25/2023	48.4 °F	53.1 °F	51.5 °F	2.13 in	1.6 mph
12/26/2023	50.0 °F	55.2 °F	51.6 °F	2.45 in	0.6 mph
12/27/2023	40.8 °F	59.9 °F	51.7 °F	0.05 in	0.3 mph
12/28/2023	32.7 °F	53.2 °F	41.3 °F	0.00 in	0.6 mph

<https://www.wunderground.com/dashboard/pws/KNCHENDE267/table/2023-12-2/2023-12-2/monthly>