

# Marshall – Main Street at Hill Street Pedestrian Count

---

**Time Period:** Friday February 2, 2024, through Thursday February 8, 2024

**Location:** The South side of Main Street at Hill Street between Carolina Flowers and Modern Off-the-Grid Store



*Image: Google Maps*

**Equipment:** *Eco-Counter Pyro Counter*

The Pyro Counter can count bicyclists, pedestrians, skateboarders, rollerbladers, or anyone who passes within approximately 16.5 feet of the equipment. However, the device is unable to differentiate between the different users and simply counts them as general users. The counter is bi-directional and accounts for users in both directions.

Sources of error include facility-users walking side-by-side or close to each other; this is likely to include people walking or running side-by-side, children being held by a parent or walking along side of them, or dense groups of users. It is unclear the number of users who may have been missed due to these circumstances.

The equipment was mounted on a fence where the river trail and the disc golf course trails meet. The counter was set out on Thursday February 1, 2024, and retrieved Thursday March 8, 2024. This allowed for four one-week studies to be done.

## Results

**Overview.** This is the second time that this site has had a pedestrian count performed. The first time that data was collected at this location was [February 9, 2015](#). The data was collected this year to update the data at a comparable time of the year. During 2015 there were only 1453 pedestrians who passed in front of the counter, or 8.6 per hour. The peak twenty-four-hour count was 304 people on Friday February 6<sup>th</sup> with a peak 2-hour period on Friday with 90 passers-by between 3 PM and 5 PM. This year, the weekly data ranged from 8.3 Pedestrians per hour to 9.0 per hour. The weekly total ranged between 1387 pedestrians and 1510 pedestrians.

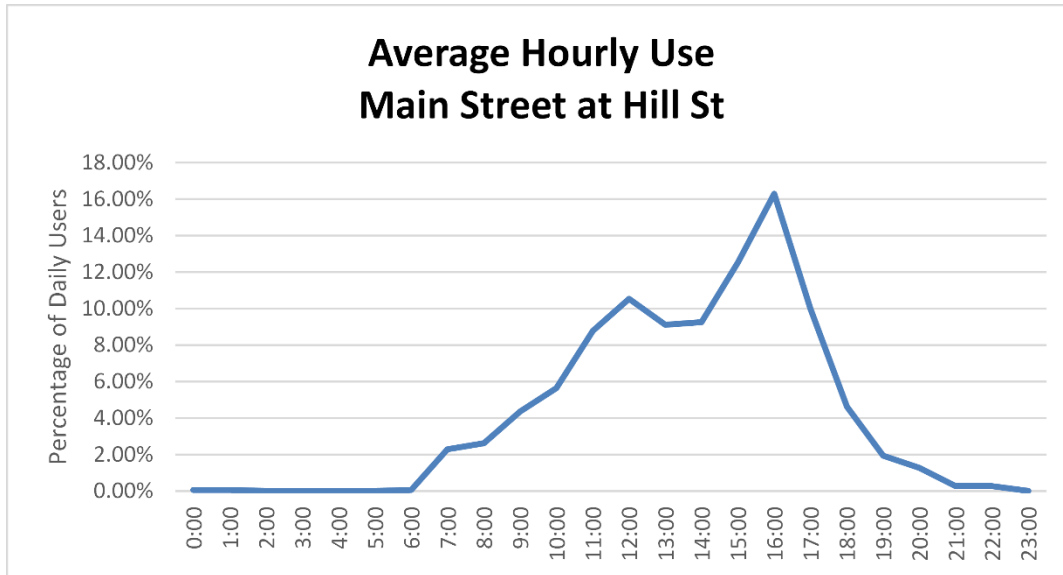
The weather was cool and dry during the week with lows in the upper twenties and highs fifties, with the warmest day being Friday February 2<sup>nd</sup>. Tuesday and Thursday were busy during 2015, with the busiest day being Friday. This year, Tuesday, Thursday, and Saturday were the three busiest days, again.

**Main Street at Hill St**

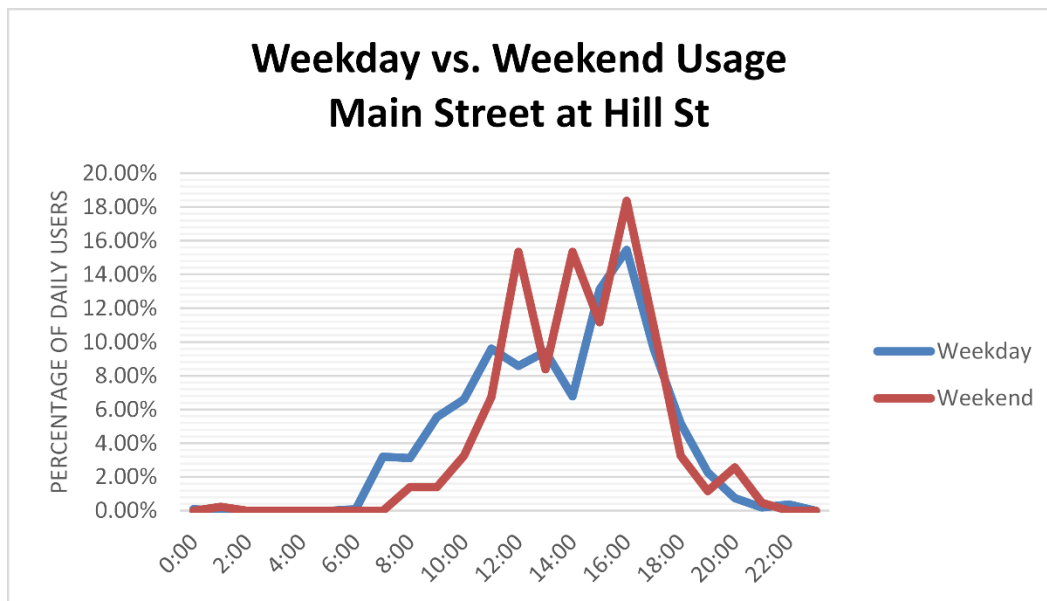
<b>Total Users</b>	<b>1,491</b>
<b>Users/Hour</b>	<b>8.9</b>
<b>Peak 24-Hour Usage</b>	<b>277</b>
<b>Peak Day</b>	<b>Tuesday, February 6, 2024</b>
<b>Peak 2-Hour Usage Period</b>	<b>114</b>
<b>Peak 2-Hour Date and Time</b>	<b>February 6, 2024 -- 3 to 5 PM</b>

## Patterns of Use

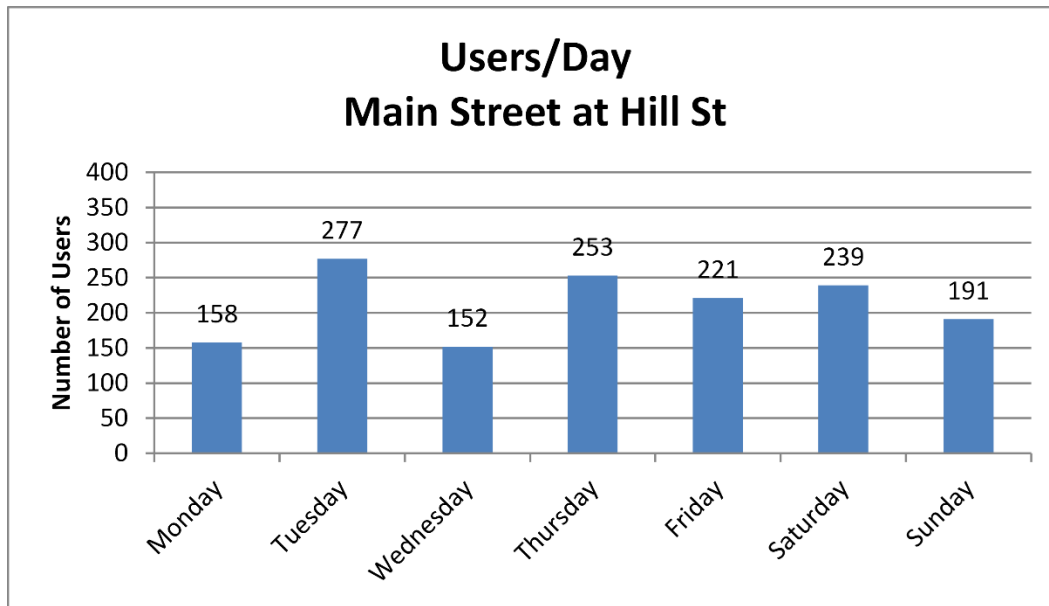
The first chart shows users per hour:



The second chart illustrates the difference between the weekday usage and weekend usage.



The third chart shows the usage per day:



## Weather and Notes



Marshall - Main Street at Hill St.

Date	Minimum Temperature	Maximum Temperature	Average Temperature	Precipitation	Ave. Wind Speed
2/2/2024	36	63	47.8	0	6.2
2/3/2024	32	54	41.3	0	2.9
2/4/2024	28	51	39.6	0	2.5
2/5/2024	36	61	47	0	1.8
2/6/2024	28	60	43	0	3.8
2/7/2024	26	59	40.2	0	3
2/8/2024	27	56	41.3	0	5

<https://www.wunderground.com/history/monthly/us/nc/marshall/KNCMARSH145/date/2024-2>